

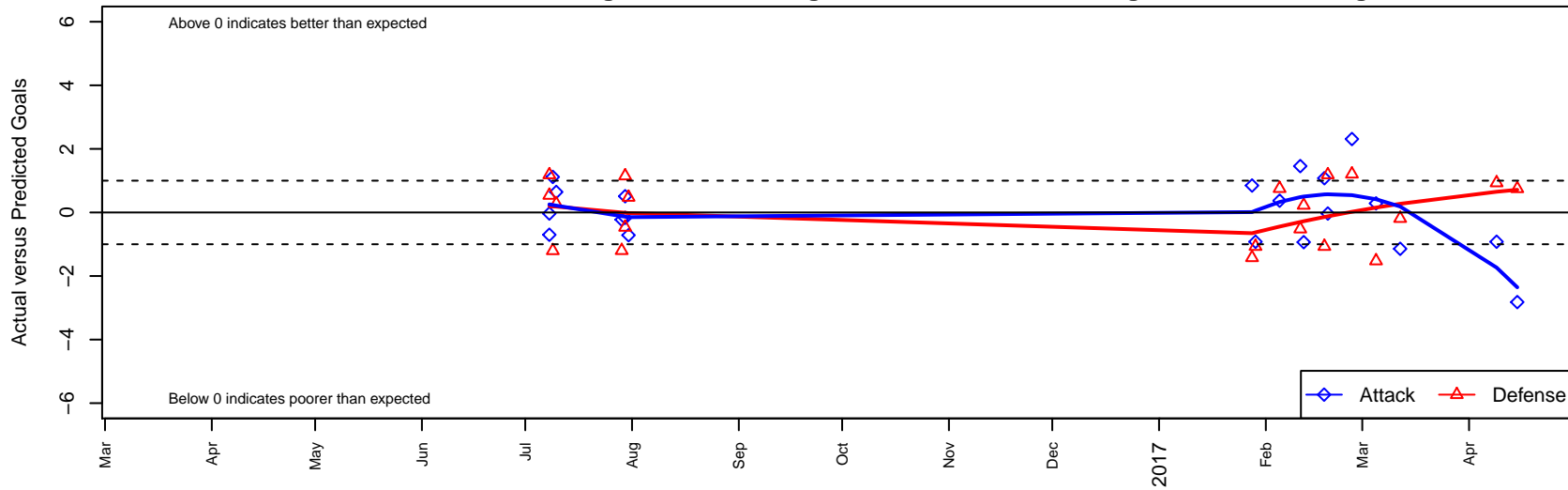
Crossfire OR CUSC Red Power Rays G01

Crossfire Oregon
 Clackamas, OR
 G01 total strength=1479
 attack=9.34 defense=11.81
 spr league = Win OYS G01 Div 1 Red
 notes= Power Rays

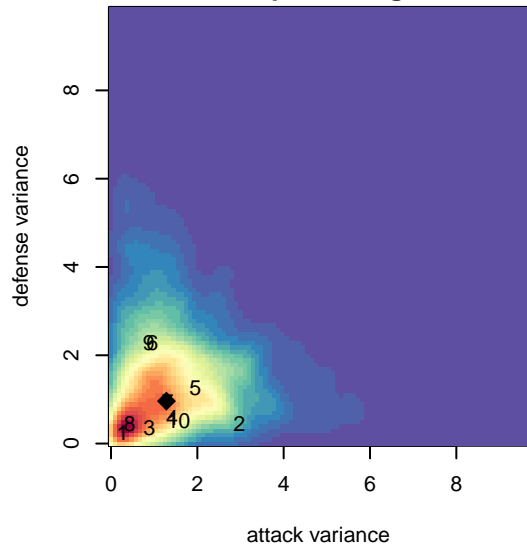
alt names used:

Venues played:
 2016 PCU Summer Classic U15–U16 Gold
 2016 Mt Hood Challenge U16 Gold/Silver
 2016 Win OYS G01 Division 1 Red
 2016 OYS Presidents Cup G01

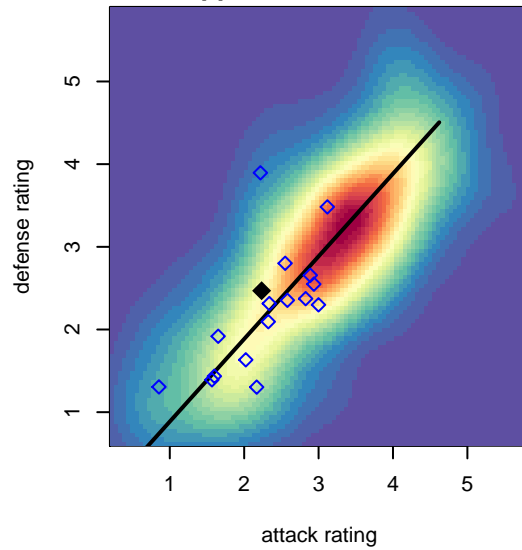
Crossfire OR CUSC Red Power Rays G01
 Dots are actual minus expected GF (blue circles) and GA (red triangles).
 Blue line is smoothed change in attack strength. Red is smoothed change in defense strength.



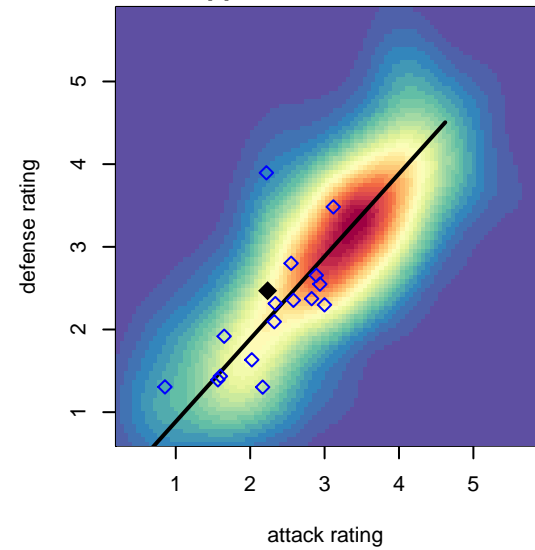
**attack and defense variance (black dot)
relative to other teams
and top 10 in region**



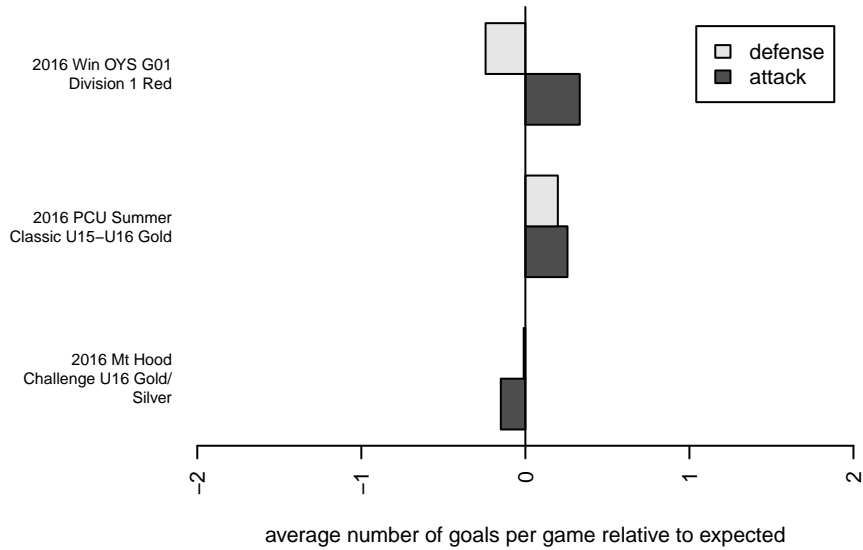
**attack and defense rating
relative to others at age
and all opponents in last 13 months**



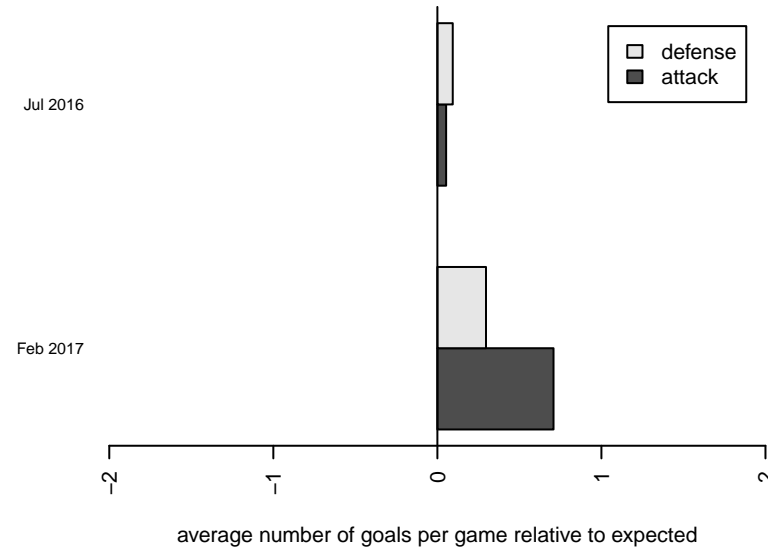
**attack and defense rating
relative to others at age
and all opponents in last 13 months**



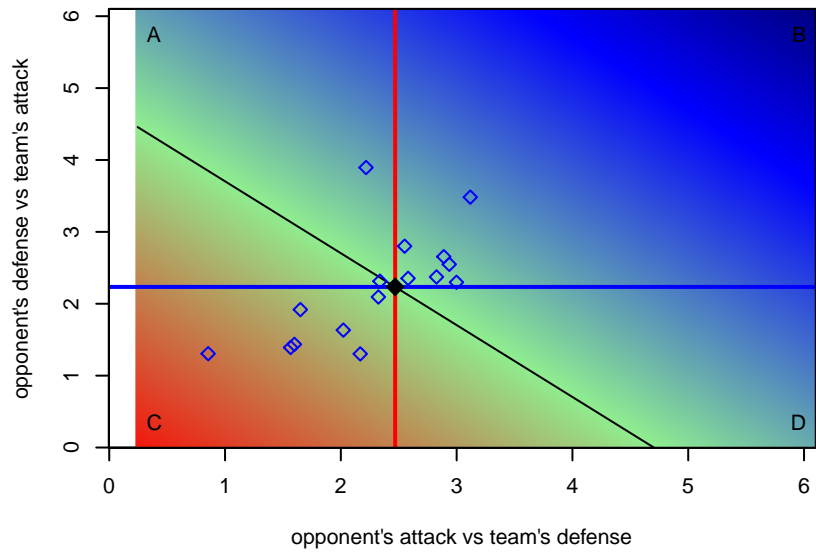
Performance relative to 13 month average



Performance relative to 13 month average



Distribution of opponents
 Red = Lose zone, Blue = Win zone, Green = Even
 Black line separates win/lose zones



lot. A=Neither has attack advantage, B=Opponent has both attack and defense advantage, C=Opponent has both attack and defense disadvantage, D=Both have

e	home		away		venue	pred.home	pred.
4-15	PCU Red 2 G01	0	Crossfire OR CUSC Red Power Rays G01	0	2016 OYS Presidents Cup G01	0.75	2.8
4-09	Crossfire OR CUSC Red Power Rays G01	0	FC Portland White G01	0	2016 OYS Presidents Cup G01	0.92	0.9
3-12	Crossfire OR CUSC Red Power Rays G01	0	THUSC Xenon G01	1	2016 Win OYS G01 Division 1 Red	1.14	0.8
3-05	Westside Timbers Copa TS G01	2	Crossfire OR CUSC Red Power Rays G01	2	2016 Win OYS G01 Division 1 Red	0.48	1.7
2-26	Crossfire OR Blue II G01	0	Crossfire OR CUSC Red Power Rays G01	3	2016 Win OYS G01 Division 1 Red	1.21	0.6
2-19	PCU Red 1 G01	0	Crossfire OR CUSC Red Power Rays G01	1	2016 Win OYS G01 Division 1 Red	1.18	1.0
2-18	FC Portland White G01	2	Crossfire OR CUSC Red Power Rays G01	2	2016 Win OYS G01 Division 1 Red	0.93	0.9
2-12	Crossfire OR CUSC Red Power Rays G01	2	Cascade Rush G01	0	2016 Win OYS G01 Division 1 Red	2.93	0.2
2-11	Crossfire OR CUSC Red Power Rays G01	4	Capital FC Timbers Black G01	1	2016 Win OYS G01 Division 1 Red	2.54	0.4
2-05	Crossfire OR CUSC Red Power Rays G01	2	Pacific FC Blue G01	0	2016 Win OYS G01 Division 1 Red	1.63	0.7
1-29	Crossfire OR CUSC Red Power Rays G01	0	FC Portland White G01	2	2016 Win OYS G01 Division 1 Red	0.92	0.9
1-28	Pacific FC Ice G01	3	Crossfire OR CUSC Red Power Rays G01	2	2016 Win OYS G01 Division 1 Red	1.58	1.7
7-31	Westside Timbers Copa TS G01	0	Crossfire OR CUSC Red Power Rays G01	1	2016 Mt Hood Challenge U16 Gold/Silver	0.48	1.7
7-30	Crossfire OR CUSC Red Power Rays G01	1	FME Fusion G01	0	2016 Mt Hood Challenge U16 Gold/Silver	1.17	1.7
7-30	Crossfire OR CUSC Red Power Rays G01	3	Kent United White G01	1	2016 Mt Hood Challenge U16 Gold/Silver	2.49	0.8
7-29	Crossfire OR CUSC Red Power Rays G01	0	Mustang Rampage G01	2	2016 Mt Hood Challenge U16 Gold/Silver	0.23	0.8
7-10	Crossfire OR CUSC Red Power Rays G01	1	Crossfire OR Blue I G01	2	2016 PCU Summer Classic U15-U16 Gold	0.35	2.2
7-09	HSC GPS Oregon G02	3	Crossfire OR CUSC Red Power Rays G01	2	2016 PCU Summer Classic U15-U16 Gold	1.80	0.8
7-08	Crossfire OR CUSC Red Power Rays G01	1	PCU Red 1 G01	0	2016 PCU Summer Classic U15-U16 Gold	1.03	1.7
7-08	Crossfire OR CUSC Red Power Rays G01	0	CSC Storm G01	1	2016 PCU Summer Classic U15-U16 Gold	0.70	1.8